

Rhino's **SafeStow4®** is available in two sizes with a variety of options:


TOP LEVEL CODES

RAS16-SK21 - 2.2m SafeStow4 (One Ladder)	RAS18-SK21 - 3.1m SafeStow4 (One Ladder)
RAS16-SK22 - 2.2m SafeStow4 (Two Ladders)	RAS18-SK22 - 3.1m SafeStow4 (Two Ladders)
RAS16-SK23 - 2.2m SafeStow4 (Extra Wide Ladder)	RAS18-SK23 - 3.1m SafeStow4 (Extra Wide Ladder)
RAS16-SK25 - 2.2m SafeStow4 (Double Cat Ladder)	RAS18-SK25 - 3.1m Safestow4 (Double Cat Ladder)


FLATPACK BOXES

All **SafeStow4®** orders consist of four boxes*; three of which are sub-assemblies for the main rail, chassis and main roller, as well as a specific fitting kit for each SafeStow4 option (one ladder, two ladder, extra wide ladder or double CAT ladder).

E.g. RAS16-SK21



E.g. RAS18-SK22



BOX WEIGHTS AND DIMENSIONS

RAS16 - 2.2m SafeStow4 Sub-Assemblies

RAS16S1 - 2.2m Main Roller Assembly




Weight: 15kg
Dimensions: 80x45x15cm

RAS16S2 - 2.2m Main Rail Assembly



Weight: 14.49kg
Dimensions: 334x33x18cm

RAS16S3 - 2.2m Side-Chassis Assembly



Weight: 11.38kg
Dimensions: 332x22x15cm

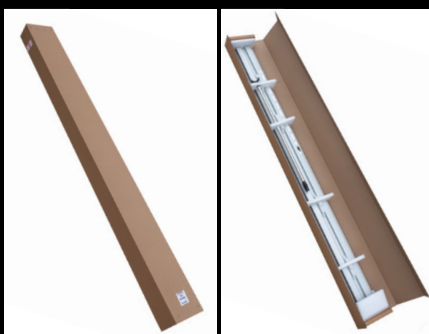
RAS18 - 3.1m SafeStow4 Sub-Assemblies

RAS18S1 - 3.1m Main Roller Assembly




Weight: 15.67kg
Dimensions: 80x45x15cm

RAS18S2 - 3.1m Main Rail Assembly



Weight: 19.69kg
Dimensions: 339x33x18cm

RAS18S3 - 3.1m Side-Chassis Assembly



Weight: 15.15kg
Dimensions: 332x22x15cm

FITTING KITS

SK21 – One Ladder Fitting Kit




Weight: 10.69kg
Dimensions: 90x25x12cm

SK22 - Two Ladder Fitting Kit



Weight: 20.79kg
Dimensions: 130x20x29cm

SK23 – Extra Wide Ladder Fitting Kit



Weight: 12.29kg
Dimensions: 90x25x12cm

SK25 – Double CAT Ladder Fitting Kit



Weight: 16.06kg
Dimensions: 90x25x12cm

ASSEMBLY, FITTING AND USER INSTRUCTIONS

Sub-Assembly Instructions

Instructions for combining all three sub-assemblies are supplied inside RAS16S1 and RAS18S1.



Fitting Kit Instructions

Instructions for fitting the completed SafeStow4 to your van are found in each fitting kit.



User Manual

Every SafeStow4 fitting kit also comes with a user manual in a protective wallet which clearly details:

- How to adjust the gas ram settings of the SafeStow4 to suit the weight of the ladders in use and your vehicle
- The beltstow system
- Locking options
- Correct maintenance procedures
- Safe usage instructions
- Do's and don'ts

